

Scrutiny Report November 2017

Scottish Borders



"The data provided in this report is for information purposes to allow Partnership Members to conduct their scrutiny responsibilities.

There may be minor amendments between the information in this report and the final statistics – for example: due to delayed reporting or recording of crimes, road crashes or incidents. It would not therefore be accurate or appropriate to refer to, quote or use the data in this report as official statistics."

(figures that relate to Scottish Borders as a whole and the combined data for all Scottish Borders wards can show disparity due to date extraction and should be used to show trend only)

Abbreviations used: LYTD = Last Year to Date TYTD = This Year to Date

Priority 1 – Protecting People

Indicator - Increase the number of Adult at Risk Referrals made to partner agencies

Target - Increase from LYTD

Current situation

Referrals for the year to date are showing a 16.3% decrease on 2016/17 figures. 91 fewer referrals made.

Reasons

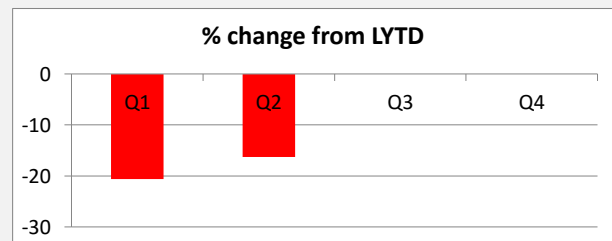
All officers are now fully conversant with the iVPD system which has made submission of referrals much easier, but we have re-assessed the criteria for submitting referrals and are now only submitting these where required, so numbers have levelled out and indeed are showing a decline. To achieve this we apply a 3 point test asking specific questions regarding the individuals vulnerability, risk of coming to harm and general ability to look after themselves.

What are we doing

- As above, new processes are now fully embedded which, as predicted, have shown a decrease in referrals submitted, along with partner agencies we are confident that we are now ensuring relevant and appropriate referrals are being submitted to the correct agency.
- Quality control processes ensure that officer contact with vulnerable individuals is accurately reflected to partner agencies to enable them to address the concerns with a view to reducing further Police contact with those individuals.
- There is continued daily scrutiny of referrals through the daily Tasking and Co-ordination Group (TTACG) ensuring that iVPDs are submitted where appropriate.

Indicator - Increase the number of Adult at Risk Referrals made to partner agencies

Division TYTD	SB 5 Year Avg	SB TYTD	SB LYTD	SB Change
N/A	N/A	466	557	-91



Priority 1 – Protecting People

Indicator - Ensure 95% of Domestic Abuse Initial Checks are conducted within 24 hours

Target - 95%

Current situation

Above target and better than last year at this time.

Reasons

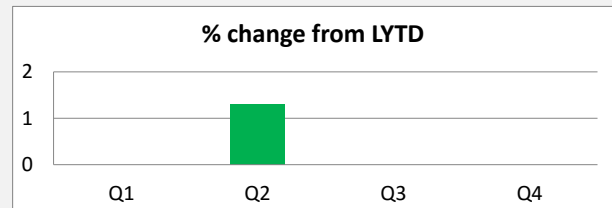
Close scrutiny by supervisors and daily Tasking and Coordinating process where it is ensured that victims are contacted by police officers to ensure they are aware of the perpetrators bail conditions for Domestic offences and moreover, that the perpetrator is not present in breach of their bail conditions. The target is for these conditions and the check to be carried out within 24 hours from the time the intimation of those Bail conditions is received by Police Scotland.

What are we doing

- Thorough compliance processes and checks are in place with Sgts and Inspectors, each incident is reviewed daily at the Tasking and Co-ordination meeting by the Local Area Commander.
- Pro-active Domestic Abuse bail checks are undertaken by uniformed officers.
- Close liaison with domestic abuse services ensures that all relevant information is shared.

Indicator - Ensure 95% of Domestic Abuse Initial Checks are conducted within 24 hours

Division TYTD	SB 5 Year Avg	SB TYTD	SB LYTD	SB Change
N/A	N/A	100	98.7	1.3



Priority 2 – Reducing Violence, Disorder and Antisocial Behaviour
Indicator - Reduce the levels of common assaults
Target - Reduce from LYTD

Current situation

A 6% decrease in Common Assaults reported in the year to date when compared to 2016/17. This equates to 24 fewer victims.

Reasons

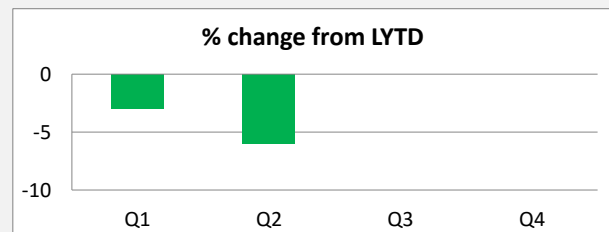
Ongoing focused approach to address violence disorder and antisocial behaviour throughout J Division monitored on a weekly basis through Gold Performance structure.
Scottish Borders have a detailed plan for everyweekend with specific patrols detailed at key locations regarding reducing public space violence and disorder, combined with regular licensed premises checks to ensure there is no overconsumption of alcohol which may lead to violence or disorder.

What are we doing

- Weekend tasking system initiated to address the issues surrounding the night time economy.
- Monitoring bail conditions of known offenders is carried out and proactive bail checks of perpetrators conducted to ensure compliance.
- Targeted deployment of officers and specialist resources to any identified problem area. Such as recent deployment of our community officers and Violence reduction unit to Galashiels and Hawick to address town centre public space violence.
- A number of ongoing problem solving packages in respect of youth related ASB are assisting in reducing related common assaults in the younger age groups. Such as local initiative in Howgate Hawick to address youth issues in that area which has involved partner agencies working with police to identify main protagonists and address the issue.

Indicator - Reduce the levels of common assaults

Division TYTD	SB 5 Year Avg	SB TYTD	SB LYTD	SB Change
2243	391	377	401	-24



Priority 2 - Reducing Violence, Disorder and Antisocial Behaviour
Indicator - Reduce the number of antisocial behaviour incidents
Target - Reduce from LYTD

Current situation

A 16.7% increase (441 more incidents) in the year to date when compared to the same time period in 2016/17, however compared to quarter 1 there is now a downward trend in the number of incidents being reported.

Reasons

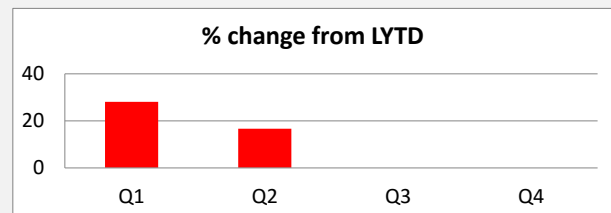
- Whilst the percentage increase appears high a large number of these calls are of a low level nuisance type call we have had definite increase in certain areas re more significant ASB, particularly where youth's are involved many of these are at the more significant level of ASB s including setting fire to wreaths at war memorials (which are detected) .

What are we doing

-Ensuring all incidents are attended in accordance with the call grading system and in areas where there are emerging problems we are working closely with partner agencies to ensure appropriate early and effective intervention.
-A multi-agency initiative in respect of alcohol supply to youths across the Borders is in the advanced planning stages. This initiative will be launched in December with a view to it being replicated at future large scale events such as next year's rugby 7s and common riding events.

Indicator - Reduce the number of antisocial behaviour incidents

Division TYTD	SB 5 Year Avg	SB TYTD	SB LYTD	SB Change
N/A	N/A	3088	2647	441



Priority 2 – Reducing Violence, Disorder and Antisocial Behaviour
Indicator - Increase the reporting of hate crime
Target - Increase from LYTD

Current situation

A decrease in the number of recorded victims of hate crime in the year to date when compared to the same time period in 2016/17. Race related hate crime continues to be the most frequent type of hate crime recorded. For the year to date there have been 9 reported racial crimes and 3 reported racial incidents, with 2 repeat victims.

Reasons

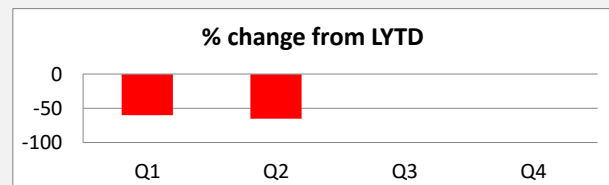
Whilst it is widely suggested that hate crime is underreported throughout the country and our focus has been to proactively encourage reporting of this crime type, our robust response to hate crime in the Scottish Borders may contribute to these reduced numbers.

What are we doing

- We continue to work on increasing the confidence in reporting this type of crime with our minority groups throughout the Scottish Borders through engagement and encouragement, both directly and through the third party reporting sites in the area. There is robust scrutiny of all reported hate crimes and incidents through the daily TACG process.
- Diversity Week took place in October 2017 with several events taking place throughout the area involving further awareness raising and education.
- Community beat officers will continue to actively engage with vulnerable and minority groups throughout the Scottish Borders, attending a number of events in the coming months, during which the menu of reporting processes will be reinforced, such as visits to places of worship and , local community centres used as meeting places.

Indicator: Increase the reporting of hate crime

Division TYTD	SB 5 Year Avg	SB TYTD	SB LYTD	SB Change
N/A	N/A	16	46	-30



Priority 3 - Tackling Substance Misuse
Indicator - Increase the proportion of positive stop and searches for drugs
Target - increase from LYTD

Current situation

During the period 01/04/2017 to 30/09/2017, officers in the Scottish Borders conducted a total of 161 stop and searches, of which 77 proved positive (47.8%). Unfortunately due to current reporting methods, further breakdown of stop and search activity into individual categories is impossible, therefore the number of searches conducted under the Misuse of Drugs Act cannot be reported.

Reasons

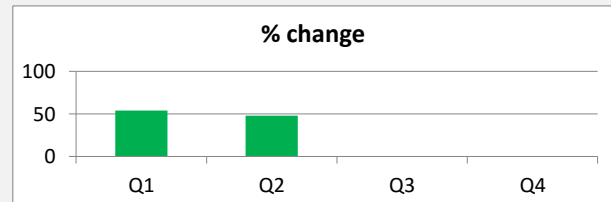
An enhanced version of the National Stop & Search Database commenced on 1st June 2015. The enhanced database brought significant changes to the process of data capture and the methodology for recording data. No previous year to date figures are provided.

What are we doing

We are continuing to ensure we target the right people at the right time in the right places with intelligence led policing and also encouraging the public to use crimestoppers to provide information confidentially.

Indicator - Increase the proportion of positive stop and searches for drugs

Division TYTD	SB 5 Year Avg	SB TYTD	SB LYTD	SB Change
N/A	N/A	48%	N/A	N/A



Priority 3 - Tackling Substance Misuse
Indicator - Increase the number of licensed premise visits
Target - increase from LYTD

Current situation

A 22.4% increase in the number of visits to licensed premises, which equates to 60 more visits.

Reasons

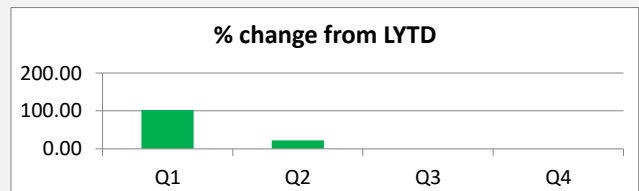
- Figures remain higher than last year, more licensed premises are being visited as a form of early intervention to try to deter patrons from becoming involved in violent crime and ASB.
- Objections and observations are submitted to the Licensing Board upon application of extended hours requests from any problematic premises or where we anticipate there would be issues if extensions would be granted to attempt to reduce incidents.
- There is also an excellent working relationship between Police, the licensed trade and partner agencies who engage at an early stage before premises become problematic.

What are we doing

- Continuing to develop working relationships with the licensed trade and partner agencies to improve premises management, with use of the Best Bar none awards which encourage compliance of regulations, training of staff and reward best practice at a yearly awards ceremony.
- All licensed premises are scrutinised to identify any necessary interventions.
- Increased licensed premises checks are now being carried out.
- Continued promotion of the Best Bar None scheme.

Indicator -Increase the number of licensed premise visits

Division TYTD	SB 5 Year Avg	SB TYTD	SB LYTD	SB Change
N/A	N/A	328	268	60



Priority 4 - Making our Roads Safer
Indicator - Reduce the number of people killed or seriously injured on our roads
Target - Decrease from LYTD

Current situation

A 42.6% decrease (23 fewer casualties) in the year to date when compared to 2016/17. The number of people killed this year to date is 4, which is 5 fewer fatalities than last year. The number of serious injuries has also decreased compared to last year in the same time period, however accidents involving motorcyclists make up a significant proportion of the casualties (15).

Reasons

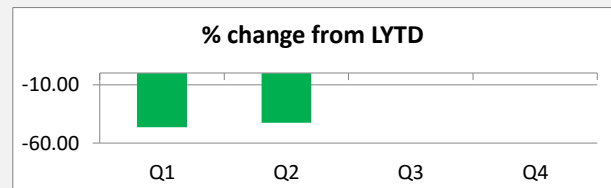
- Focused attention on younger and older drivers over the last 5 years within the Scottish Borders appears to be paying dividends with these groups.
- The road network in the Scottish Borders is now nationally recognised as an area to visit for recreational motorcyclists.

What are we doing

- Increased, focused patrols on problem roads in the area, regular road checks are being carried out to ensure that enforcement is carried out.
- Additional road policing patrols and road checks are being undertaken in the Borders in conjunction with partner agencies to date we have completed over 1000 road checks in the last 12 months.
- Nationally recognised "Drive wise" initiative which is designed to reduce number of injury and fatal road collisions in the Borders by providing enhanced training to 17-25 year olds and the over 65's, who have been identified as the road users most likely to be the blameworthy driver in injury and fatal collisions in the Borders. The scheme also undertakes to deliver early education of those under 17 years old by delivering a strong road safety message using cars as the teaching tool and allowing students under the driving age to drive cars on a local disused airfield, in a safe controlled off road environment. To date over 500 school pupils have received this potentially life saving training.
- Targeted intervention by roads policing in respect to the increased volume of motorcycle traffic during the summer months in the Scottish Borders.
- Ongoing National Vulnerable Road Users Awareness Campaign, with particular emphasis on cyclists.
- Drink Driving Campaign will form part of the national festive campaign.

Indicator - Reduce the number of people killed or seriously injured on our roads

Division TYTD	SB 5 Year Avg	SB TYTD	SB LYTD	SB Change
N/A	N/A	31	54	-23



Priority 5 - Tackling Serious and Organised Crime
Indicator - Increase the number of cash seizures through POCA
Target - Increase from LYTD

Current situation

Cash seizures are higher than the value seized in 2016/17 in the same time period.

Reasons

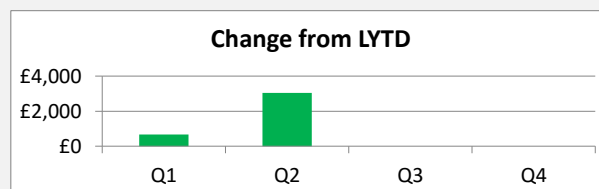
There are strict criteria that have to be present to allow seizures under the POCA legislation.

What are we doing

Police Scotland continues in its efforts to identify and assess the scale and impact of serious organised crime and to manage the threat posed by those Serious Organised Crime Groups (SOCGs) operating in the Scottish Borders.

Indicator - Increase the number of cash seizures through POCA

Division TYTD	SB 5 Year Avg	SB TYTD	SB LYTD	SB Change
£37,062	N/A	£5,200	£2,150	£3,050



Priority 5 - Tackling Serious and Organised Crime
Indicator - Increase the number of assets referred for restraint through POCA
Target - increase from LYTD

Current situation

Asset restraints are higher than the value restrained in 2016/17 in the same time period.

Reasons

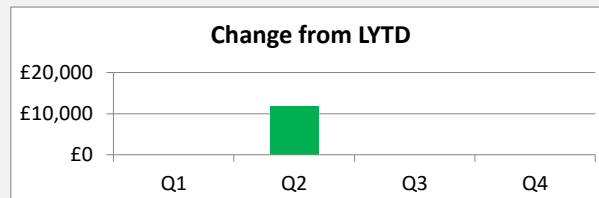
2 recorded asset restraints in the year to date.

What are we doing

Police Scotland continues to identify and assess the scale and impact of serious organised crime, and to manage the threat posed by those Serious Organised Crime Groups (SOCGs) operating in the Scottish Borders. This work is continually ongoing and while no restraints have been made, this quarter, the work continues to be done.

Indicator - Increase the number of assets referred for restraint through POCA

Division TYTD	SB 5 Year Avg	SB TYTD	SB LYTD	SB Change
£256,527	N/A	£11,876	£0	£11,876



Priority 5 - Tackling Serious and Organised Crime
Indicator - Increase the number of people detected for drug supply
Target - Increase from LYTD

Current situation

The same number of detections for drug supply in the year to date when compared to the same time period in 2016/17.

Reasons


Ongoing proactive tactics continue to be implemented in the Borders to deter, disrupt and detect SOCG activity. These activities continue to achieve very positive results, particularly with regards to drug supply. Work is continually ongoing in this area.

What are we doing

- Divisional Intelligence Unit officers are aligned to the Scottish Borders and continue to target dealers.
- There is a focus on actionable intelligence in relation to drug supply at the Tasking and Co-ordinating Group
- Several recent proactive operations (Operation Mallar and Spray) have utilised a significant number of specialist resources from throughout Scotland which have contributed to achieve the results reported.
- Recent structural changes to our proactive capacity in the Scottish Borders should enable us to increase activity under this priority.

Indicator - Increase the number of people detected for drug supply

Division TYTD	SB 5 Year Avg	SB TYTD	SB LYTD	SB Change
197	42	33	33	0



Priority 6 - Tackling Acquisitive Crime
Indicator - Reduce the number of housebreakings to dwelling houses
Target - Reduce from LYTD

Current situation

A 47.2% increase in the number of housebreaking to dwellings in the year to date, with 17 more victims reported.

Reasons

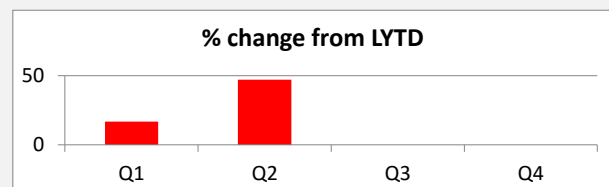
The Scottish Borders has seen an increase in travelling criminals committing both business and domestic housebreakings in recent months. This is not unique to this area with this crime type being replicated throughout the Lothians, however owing to the Borders having a very low number LYTD this magnifies the percentage increase.

What are we doing

- Significant joint working/and resource allocation between neighbouring Police divisions as a response to this problem are beginning to result in notable detections and disruption of criminal activity.
- Crime prevention advice, including crime prevention surveys are offered to all victims of this type of crime.
- Proactive crime prevention work is ongoing through local liaison and social media to educate the public and to make these types of crimes harder for the culprits to commit.
- Increased high visibility road checks are being undertaken based upon analysis of crime patterns.
- Ongoing operation to identify and target perpetrators of these crimes.
- There will be a focus on home security as part of the festive campaign.

Indicator - Reduce the number of housebreakings to dwelling houses

Division TYTD	SB 5 Year Avg	SB TYTD	SB LYTD	SB Change
209	49	53	36	17



Priority 6 - Tackling Acquisitive Crime
Indicator - Reduce the number of thefts of motor vehicles
Target - Reduce from LYTD

Current situation

A 16.7% increase in theft of motor vehicles this year to date which equates to 5 more victims of this type of crime.

Reasons

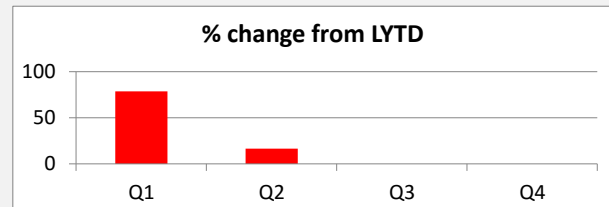
The increase in part relates to the same travelling criminal issues as identified in relation to housebreaking.

What are we doing

- Significant joint working/and resource allocation between neighbouring Police divisions as a response to this problem are beginning to result in notable detections and disruption of criminal.
- Crime prevention advice is offered to all victims of this type of crime.
- Proactive crime prevention work is ongoing through local liaison and social media to educate the public and to make these types of crimes harder for the culprits to commit.
- Increased high visibility road checks are being undertaken based upon analysis of crime patterns.
- Ongoing operation to identify and target perpetrators of these crimes.
- There will be a focus on home and vehicle security as part of the festive campaign.

Indicator - Reduce the number of thefts of motor vehicles

Division TYTD	SB 5 Year Avg	SB TYTD	SB LYTD	SB Change
225	35.2	35	30	5



Overall Crime

Indicator - Increase the Group 1-5 Detection Rate
Target - Increase from LYTD

Current situation

A 3.5 percentage point decrease in detection rate in 2017/18 compared to the same period last year. However the detection rate for the Scottish Borders is higher than the divisional detection rate.

Reasons

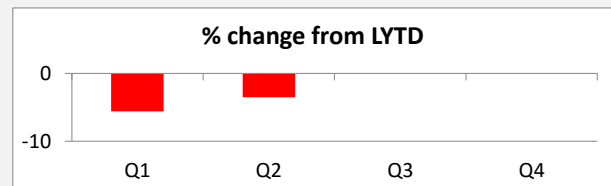
Detection rates for vandalism are down on the same time period last year, which is contributing to the overall decrease in detection rates, however further investigations are ongoing to examine these crimes with a view to bringing further offenders to justice.

What are we doing

A continued drive and focus on priorities, all crime reports are scrutinised by supervisors before they are marked as complete to ensure that nothing is missed from an enquiry perspective. Some of these enquiries are still ongoing so this figure will continue to rise.

Indicator - Increase the Group 1-5 detection rate

Division TYTD	SB 5 Year Avg	SB TYTD	SB LYTD	SB Change
44.6	52.9	46.4	49.9	-3.5



Public Confidence - Number of complaints against the Police : YTD 2017/18

Number of complaints Scottish Borders	55	Complaints per 10,000 Police Incidents - Borders	33.4
---------------------------------------	----	--	------

	On duty	Off duty	Quality of Service allegations	Total Number of allegations
Total allegations recorded	42	0	25	67